



Balmoral Bugle

Phone: 204-467-2501
Email: balschool@isd21.mb.ca

May 2024

Dates To Remember:

- May 01-CSC Open House Gr. 8'S
- May 02-Badminton Divisionals
- May 06-Bus Evacuation drill
K-8 students @ 9:15
- May 08-Cinnamon bun orders due
- May 09-Golf MB presentation
- May 09-Jog in the Park
- May 12-Happy Mother's Day
- May 13-Bus evacuation drill
Grade 5 @ 11:30-12:10
- May 14-Denim Day
- May 15-PAC Meeting 6 p.m.
- May 16-Bookmobile
- May 16-Fit Kids Healthy Kids
Presentation
- May 16-Hot Lunch
- May 17-Bird Bits go home
- May 20-Victoria Day-No School
- May 21-Inservice Day-No School
- May 23-Track-Field Club gr. 6-8
- May 24-Bird Bits due today

Looking Ahead:

- June 04-Divisional Track & Field
- June 06-Divisional T & F Rain date
- June 11-Bookmobile PICK UP ONLY
- June 16-Father's Day
- June 17-Children;s Museum K-1
- June 20-Happy 1st Day Summer
- June 27-Last day of school K-8
- June 27-Farewell to Grade 8 Grads
- June 27-End of year Celebration
- June 27-Report cards go home

Principal's Message:

General News For the birds!



**Celebrate
mom
May 12, 2024**



**Transportation for
Grade 8's
Going to High School
Next Year**

Any students from grade 8 that are attending High School next year and do not currently take the bus but will require transportation next year, please notify our Transportation Department Admin. Assistant, Lolita McIvor at 204-467-8730 or email lmcivor@isd21.mb.ca

Thank you

Once again, Balmoral School will be participating in the annual Bird BITS Challenge. This is where we record all of the different birds that we see during the May long weekend (booklets will be sent home before the long weekend) on May 17th and are to be returned on May 24 along with a tally of approximately how many of each kind of bird you saw.

Once the booklets are returned, Balmoral School will total all of the birds recorded and send our numbers into the Green Schools program, to be included with schools from all across Canada.

We appreciate everyone's support with this!

Enjoy the birds!



VOLUNTEER INFORMATION FOR THE FALL 2024

If you plan on volunteering in any capacity whether it is hot lunch, field trips, or coaching, a criminal records check and child abuse registry form will need to be completed as well as a confidentiality letter. The volunteer package will be available at the school. Thank you and we hope you will volunteer.



Day of pink at Balmoral School was April 10th
The K-1 classroom celebrated
by wearing pink.

Rockwood Festival of the Arts returns in 2024



The 2/3 class and 4/5 class participated in the Rockwood Festival on Friday April 19th. Both groups performed with confidence, showing all the hard work that they put into rehearsing their songs.



It was lovely to see such support from the community, family, and friends that were able to attend the festival, as there was a full audience for these talented students to perform for.

THANK YOU TO MS. V. MOLDOWAN AND MR. D. HORBAS





Rockwood Festival of the Arts returns in 2024



The bands at the Rockwood Festival



Grade K-1 news

The K/1 class have started to get ready for the Bird Bit that will be happening May long weekend. We read stories about birds and discussed how we can determine if an animal is a bird. Some of our ideas included that birds have feathers, wings, 2 feet, and beaks or bills. They build nests, lay eggs, and come in different sizes and colours. We could identify 10 different kinds of birds from our story, and had to pick out a bird stuffy and try to identify it.

The Kindergartens loved playing a new game in Math. The students had to roll 2 dice and then add them together. Next, they had to determine which player had the highest number. If you had the highest number, you got to add a bear to your train!



Math pictures are Nolan and Jake and Tenille and Isla.



Grade K-1 news

The Grade 1s had a blast with our latest ABCs of Science Experiments! I'm not sure which one they liked more making their own paper helicopters, or making their own kazoo!


Helicopter pictures



Zoe and Kinsley



Zoe and Kinsley



Lucas and Fallyn




Kazoo pictures Abbi, Fallyn, Lex, Piper, Emma



Kazoo pictures; Lex, Piper, Lucas



The Grade 1s had an opportunity to do some sorting. They each had their own group of buttons to sort. Next we went to each desk to see if we could figure out their sorting rule. Some of the students sorted by colour, size, shape, or number of button holes.



Lincoln



Kinsley

sorting buttons



Piper



Our class has been learning about Light in science and to end our unit off we created and tested Solar Ovens!

Students created a flap in the top of their pizza box and wrapped it in tin foil to attract and reflect sunlight into their pizza box. The box itself was lined with black construction paper to absorb the heat and surrounded with newspaper to insulate the heat. Students placed their solar ovens outside earlier in the day to begin warming up. Once the solar ovens reached a warmer temperature, we placed nachos inside of them. Every hour or so, we would go outside to track the temperature of the oven and observe the changes of the nachos. It was a bit of a cooler day when we used our ovens so it took a few hours to cook the nachos and even then, some ovens didn't cook the nachos thoroughly. Either way, this was a super neat experiment!

Our class would like to send a special thank you to the Moffat family who donated the materials for the solar ovens!



Picture of what the set up solar oven looked like. Each oven was propped open with a ruler and had a thermometer inside.



Students getting ready to put their nacho trays in the solar ovens!



Putting our nachos into the solar ovens!



The end result of our nachos!





Jet fans



In picture: L to R

Lucas K., Danika, Alexa, Kinsley and Duncan K.

On April 30 we asked students to wear some white and jets gear to help the Jets try to win game 5 in the playoffs against the Avalanche.

We held a fun little contest and Kinsley won a poster. It was a difficult decision for Mr. Lawson and Mrs. Kelpin.

On May 2, 2024 Mrs. Erin Peters surprised all the staff and students with Smile Cookies from Tim Horton's. Mrs. Peters works at Centennial school, they are the recipients of the proceeds of the cookie sales. Thank you so much to the Peters family for the lovely surprise. The cookies are delicious and did put a smile on our faces!



Elliott, Nolan, Mrs. Erin Peters and Addisyn, (Darryl) no picture

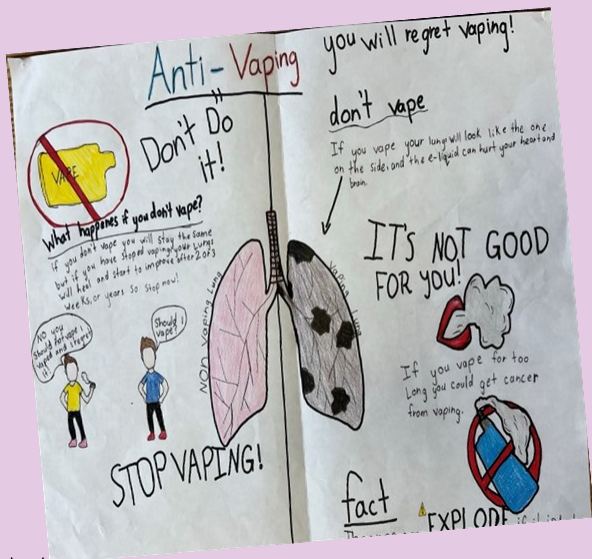


PHYSICAL EDUCATION & HEALTH WINNERS!

Congrats to Jaylene Smith Keeper & Macey McCrae who won the Anti Vaping Poster Contest put on through the Interlake-Eastern RHA Anti Smoking and Vaping Committee. The winning students winning posters can be seen below.


Jaylene and Macey each received \$ 100.00 to be used to buy equipment that will help them continue to be active and participate in many different sports. Macey purchased new baseball equipment and Jaylene purchased Volleyball equipment. Congrats to both girls!

As part of the winnings, the school received prize money as well, that is directed to be used to purchase physical education equipment for all students at the school. Discussions with students about what they would like to see purchased is happening in May.



Macey

A gift card for \$100.00 from Home Run sports was given to Macey who bought a new baseball glove with her winnings.



The school ordered for Jaylene a volleyball net and a volley ball with her winnings.



Jaylene



HOW DO I HELP MY CHILD WITH... HANDWRITING



PRACTICE MAKES PERMANENT, NOT PERFECT.

When it comes to handwriting, it is important to make sure that students are forming their letters correctly. If you see your child forming a letter incorrectly, immediately stop and model proper letter formation.

WHAT IF I'M NOT SURE THE "PROPER" WAY?

It can be difficult to help your child with their letter formation if no one ever taught you the proper formation. Please scan the QR code below to see a video of how each letter is created.



WHAT ACTIVITIES CAN I DO?

1. Ask your child to write the ABCs (lowercase) for you. In general, we want them to accurately write the alphabet in 30 seconds by the end of second grade.
2. Correct errors when you see them. A gentle, "Great job, but let me show you the fastest way to make that letter!" is appropriate.
3. When practicing handwriting, make sure that your child does not include uppercase letters in the middle of words. If you see that, it may be an indication that they aren't certain how to properly form the lowercase letter.
4. Think about teaching letters together that are formed similarly. c, a, g, o, d, and q all start the same way!

CONSIDERATIONS

1. Use paper that has a midline (a dotted line) to help guide their letter formation. For beginning writers, paper that has pictures to represent each line may also help.
 2. Make sure your child has proper pencil grip. There are a variety of affordable options you can purchase (search for pencil grips) to assist. Remember, though, we don't want them to use a pencil grip forever.
-