



Balmoral Bugle



Phone: 204-467-2501
Email: balschool@isd21.mb.ca
Website: <http://www.isd21.mb.ca/bal/>

March 2024

Dates To Remember:

- Mar. 01 - Friday **Skating**
- Mar. 04 - No School, Inservice
- Mar. 06 - Last day curling Mrs. S.
- Mar. 07 - Last day curling Mrs. S.
- Mar. 08- Friday **Skating**
- Mar. 10 - Spring Forward
- Mar. 11 - Grade 8 Grad pictures
- Mar. 12- Divisional Basketball
- Mar. 13- Divisional Basketball
- Mar. 14 - Bookmobile
- Mar. 14- Divisional Curling
- Mar. 15- Divisional Curling 
- Mar. 17 - Happy St. Patrick's Day
- Mar. 19 - Grade 6-8 MB Moose Game
- Mar. 19 - Grade 5's Basketball Jamboree
- Mar. 20 - PAC meeting 6:00
- Mar. 22 - Term 2 Reports go home for K-8
- Mar. 22 - Last day of classes

- March 23-March 31 - Spring Break
- March 31- Happy Easter

- April 01, Day 5 Classes Resume For Grade 1-8
- April 02, Day 6, Kindergarten resumes

Looking Ahead:

- April 01 - Day 5 classes resume Grade 1-8
- April 02 - Kindergarten resumes
- April 17 - Rockwood Festival of the Arts- Band students
- April 18 - Bookmobile

Principal's message:

Happy March!

Balmoral School had an exciting February with "I Love to Read Month" activities, 100 Day, and Valentine's Day!

We completed another progress conversation day on February 22, 2024.

We are excited for March to bring spring weather. We hope that folks are able to have a restful spring break at the end of the month!

Thanks,

Mark Lawson

On February 20th Balmoral School was to dress like snowman.

Even though Lucas wasn't at school he sent us a picture of his costume.





Grade 7-8 Art Work

Grade 7/8 art students are learning about the elements of art. They learned about texture and created textured animal sculptures out of clay.



Mrs. Rody teaches Home Economics. The grade 7/8 students walked through each classroom to show off the hoodies they made.



100 th day of School

On our 100th day of school, Kindergarten to Grade 3 students were able to participate in three different stations led by Mrs. Buchan, Mrs. Hyde, and Mrs. Kaegi. We made hat bands, put 100 spots on Pip the pup, and counted to 100 in a variety of ways with Mrs. Buchan. We completed a writing activity about what we will be doing when we are 100 with Mrs. Hyde, and did a variety of 100 exercises with Mrs. Kaegi.

Next the K/1 class, along with Mrs. Proctor, made Fruit Loop necklaces. We had to count out 100 pieces to complete our necklaces. The Kindergartens used a paper grid to help them with this. The Grade 1's used a strategy of putting 9 Fruit Loops on the necklace and then adding one Cheerio to the end so that they could easily count their pieces by 10s to 100.




Kinsley



Zoe




Isla



Nolan



Dress like a Coach or Referee



Mr. McLean you have to listen to Coach Buchan!



Coach Maynes and Coach Buchan



We have referees and coaches for Balmoral School.



Wear red and pink on Valentine's day



Grade 2/3
classroom

Every Thursday during
"I Love To Read Month"
it was Pjama Day.
Grade 4/5's celebrated
on the leap year day
February 29, 2024!



Hat Trick Day
I Love to Read
Month theme of
winter sports.





"I love to Read Month"

The theme this year for I Love to Read month was Winter Sports. Students had the opportunity to participate in many fun activities. Thank you to all students who filled out book reports and displayed their love of reading. The classroom that read the most books and won a popcorn party for their class was Grade 4/5.

Congratulations to **Miller in grade 2** and **Duncan K. in grade 5** for winning \$25.00 Chapter's gift cards for reading the most books in Early Years and Middle Years!

On February 28, students had an assembly in the gym and enjoyed a hot chocolate and did some reading!

Abbi and Audrey Y.



Addisyn and Addison



Clark, Ryder R., Matteo, Mason S. and Ada



Addisyn, Addison, Alexa, Zoe, Emmett, Dom and Chase



Max and Jase



Dom, Chase and Bronsen

Hannah, Kenslie, Lennyn and Kylie S.





"I love to Read Month"

Austin, James, Connor, Brynn,
Kaycie, Kinsley and Kardyn



Caelen




Maiti
and
Zoey

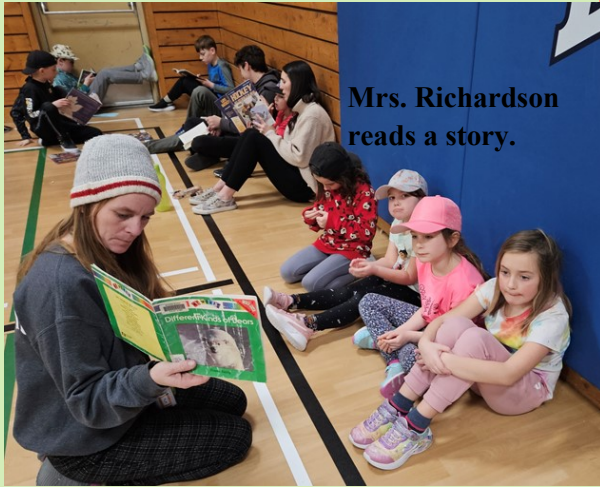
Sebastian, David, Lincoln, Mrs. Rody



Keinan



Malachi
Greyson
Liam



Mrs. Richardson
reads a story.



Group
pictures



Mrs Procter

Hadley

Hyara



HARRY J. ENNS
**WETLAND
DISCOVERY
CENTRE**

Oak Hammock Marsh Spring Camp 2024




March 25th to 28th 9 a.m. to 4 p.m.

Camp for kids ages 6-9

Daily Themes

\$38 per day for members

\$45 per day for non-members



Call (204) 467-3300 or visit www.oakhammockmarsh.ca



HOW DO I HELP MY CHILD WITH... SPELLING



DOES SPELLING REALLY MATTER? AREN'T SOME PEOPLE JUST BORN TO BE POOR SPELLERS?

You may have heard that spelling doesn't really matter. After all, we all have spell-check, right? But did you know that you have to be able to spell at about a 5th grade reading level in order for spell check to be effective?

Spelling is important, and children are not destined to be poor spellers. All spelling can improve.

When thinking about spelling, it is important to remember this: spelling is about matching the sounds (phonemes) in our language, to the symbols (graphemes) that match those sounds.

WHAT IS TAPPING SOUNDS?

Tapping your sounds means touching something each time you say a sound. For example, when I say cat, I can touch three blocks and say /c/-/a/-/t/. I can also just hold up a finger for each new sound. This helps students to see and understand how many sounds must be represented in a word.

WHAT ACTIVITIES CAN I DO?

Top tip: When your child is spelling, have them do the following:

1. Say the word.
2. Tap the sounds in the word (If the word is wish, they'd say /w/-/i/-/sh/.)
3. Say the sounds as they spell.

This one simple tip can give you BIG payout when it comes to spelling.

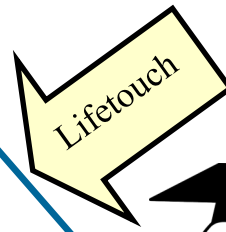
Top tip for more advanced spellers: When your child is spelling, have them do the following:

1. Say the word.
2. Tap the syllables. (Ex: Operation would be op-er-a-tion.)
3. Draw a line for each syllable.
4. Say the sounds as they spell.



Grade 8 Grad Pictures on Monday, March 11, 2024

- Prior to photo day, students take home a reminder flyer that also lets families order a personal copy of the “Class of 2024” Composite. Orders for the composite should be given to the photographer on photo day.
- Four different poses are taken of each student, however there is no obligation to purchase.
- A week after Picture Day, proofs will be shipped to the school to be distributed to the families.
- There will be an **Order Due Date** indicated on the proof sheet. Orders should be placed online or returned to the school prior to this date to avoid shipping or late charges.
- Completed portrait orders are shipped to the school.
- Retakes are **not available** for this program.



Grade 8 Grad Pictures

Happy Easter



*Enjoy your Easter
on March 31, 2024*

March 25-March 31

